



COUNTY OF SANTA CLARA
Behavioral Health Services

DIAGNOSIS
REV. 10/03/22

REVISIONS

Date	Slides	Revisions
10/03/2022	08	Updated to include differentiating details between Adding and Editing diagnosis records
10/03/2022	14	Updated Resolved Status description
10/03/2022	23	Added Voiding Diagnosis slide
06/13/2022	20	Added Substance Abuse/Dependence (CSI) must match a diagnosis on multi-iteration table

DIAGNOSIS

Purpose of Form:

The Diagnosis form allows you to create or modify a client's principal diagnosis record. From here you can record an admission, discharge, onset, or update diagnosis. In the grid you can enter additional ICD-10 and associated DSM-5 descriptions.

SIGN ONTO PROVIDERCONNECTNX

Enter the System Code, Username, and Password that were provided to you.

Netsmart
ProviderConnect NX

System

⚙️ SCC LIVE

System Code

☰ Enter System Code

Username

👤 Enter Username

Password

🔒 Enter Password

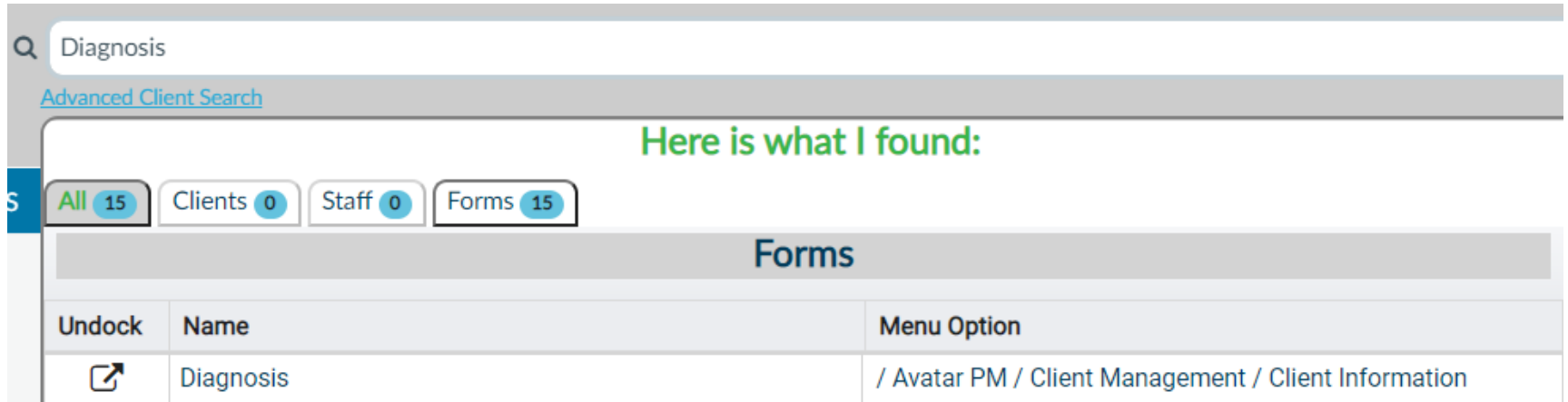
Login

Attention


The information contained in this information system is private and confidential, it is fully bound by the provisions of all federal and state regulations governing confidentiality of alcohol and drug abuse patient records. This system is intended only for the professional use of authorized agents of a Substance Abuse or Mental Health Treatment program or related agency. If you have reached this site in error, please contact Netsmart Technologies, Inc. at (877) 899-8800 immediately.

HOW TO ACCESS

After login click on **Search** and type **Diagnosis**



The screenshot shows a search interface with a search bar containing the text "Diagnosis". Below the search bar is a link for "Advanced Client Search". The results section is titled "Here is what I found:" and includes filter buttons for "All 15", "Clients 0", "Staff 0", and "Forms 15". A section titled "Forms" contains a table with the following data:

Undock	Name	Menu Option
	Diagnosis	/ Avatar PM / Client Management / Client Information

After selecting the Diagnosis form, enter Client's name in the Search bar, and select client.

Select Client

Q Test, Steph

Client Name / Client ID	Gender	Date Of Birth	Social Security Number
TEST,STEPH (000002790)	Female	01/01/1990	

Select corresponding Episode

✓ Selected Client : TEST,STEPH (000002790)

Select Episode

Name: STEPH TEST
ID: 2790
Sex: Female
Date of Birth: 01/01/1990

Episode	Program	Start	End
1	DTN SMH OP -Wellness	12/08/2021	

To add diagnosis record, click **Add**. (1)

- A diagnosis record must be added to update/add a new **Diagnosis, Type of Diagnosis** or **Date of Diagnosis**, which will maintain historical record of existing diagnoses.

To edit diagnosis, select diagnosis record, and click **Edit**. (2)

- A diagnosis record can only be edited to change the **Status** of a diagnosis or correct a clerical/data entry error.
- If a diagnosis record is edited to resolve or void a primary diagnosis, a new Diagnosis record must be **Added** with a new active primary diagnosis.
- PCNX does not allow edits to **Type of Diagnosis** or **Date of Diagnosis**; a new diagnosis record must be **Added** with the correct information to supersede the existing record.

Example:	PCNX Action	Date	Diagnosis
Establish primary diagnosis at time of admission	Add	9/1/22	Primary: Anxiety
Re-establish primary diagnosis and add secondary diagnosis	Add	10/1/22	Primary: Anxiety Secondary: Depression
Change primary diagnosis status to resolved	Edit	11/1/22	Primary: Anxiety (resolved)
Establish a new primary diagnosis	Add	11/1/22	Primary: Depression



In the **Type Of Diagnosis** field, select 'Admission' or 'Discharge' to populate the client's admission or discharge date in the **Date of Diagnosis** field. Only input diagnosis date if selecting 'Onset' or 'Update' Diagnosis and date does not already pre-populated from an Admission or Discharge Diagnosis Type.

Time of Diagnosis must be entered.

The screenshot displays a form with three main sections:

- Type Of Diagnosis ***: A group box containing four radio buttons: Admission, Discharge, Onset, and Update.
- Date Of Diagnosis ***: A text input field containing the date "12/08/2021". To the right of the field is a calendar icon, a "T" button, and a "Y" button.
- Time Of Diagnosis ***: A text input field containing the time "02:59 PM". To the right of the field is a blue "Current Time" button, followed by "H", "M", and "AM/PM" labels, each with a vertical double-headed arrow indicating a spinner control.

If a diagnosis has been previously entered and an update is needed for the current episode, use the **Select Episode To Default Information From** drop-down list to select the current episode.

Select Diagnosis Entry To Default Information From to populate the previously saved diagnosis.

Select Episode To Default Diagnosis Information From

Select x v

| Q

Episode # 1 Admit : 12/08/2021 Discharge : None Program : DTN SMH
OP -Wellness

Select Diagnosis Entry To Default Information From

Select x v

| Q

Diagnosis Type: Admission Date: 12/08/2021 Time: 09:25 AM


The **Diagnosis** grid controls the diagnosis records for the client. Use the 'New Row' button to add a diagnosis, and 'Delete Row' button to remove existing diagnosis on the grid.

Index	Ranking ⇅	Description ⇅	Status ⇅	Estimated Onset Date ⇅	Classification ⇅	Resolved
-------	-----------	---------------	----------	------------------------	------------------	----------

New Row Delete Row

Search diagnosis in **Diagnosis Search** bar and click the search button. Choose from the list given.

Diagnosis Search *

Diagnosis	ICD-9	ICD-10	DSM-5
Bipolar disease in pregnancy	648.40	O99.340	
Bipolar disorder, unspecified	296.80	F31.9	Bipolar I disorder, current or most recent episode unspecified

The **Code Crossmapping** field displays the ICD-9 code, ICD-10 code, DSM-IV code, DSM-5 term, and SNOMED code for the selected diagnosis.

ICD-9	ICD-10	DSM-IV	SNOMED
648.40	099.340		13746004
DSM-5:			
ICD-10: Other mental disorders complicating			

In the **Status** field, select whether this diagnosis is active, working, a rule-out, resolved, or void.

- a. **Active** – A diagnosis for which the client is currently being treated. The diagnosis will be included in claim information.
- b. **Working** – A diagnosis for which the client is currently being treated in order to confirm whether the diagnosis is active or should be ruled out. The diagnosis will be included in claim information.
- c. **Rule-out** – A diagnosis that was in a working state but has now been ruled out. The diagnosis will not be included in claim information.
- d. **Resolved** – A diagnosis for which the client is no longer being treated. Resolved entries will maintain a bill order and will be used on claims where the service date is prior to the resolved date. The diagnosis will not be included in claim information if the date of service is past the date entered in the Resolved Date field. If more services need to be billed, another Primary Diagnosis needs to be entered with an **Active** status.
- e. **Void** – A diagnosis that was saved to a client's record in error. The diagnosis will not be included in claim information. This option replaces the ability to delete diagnoses from a client's record.

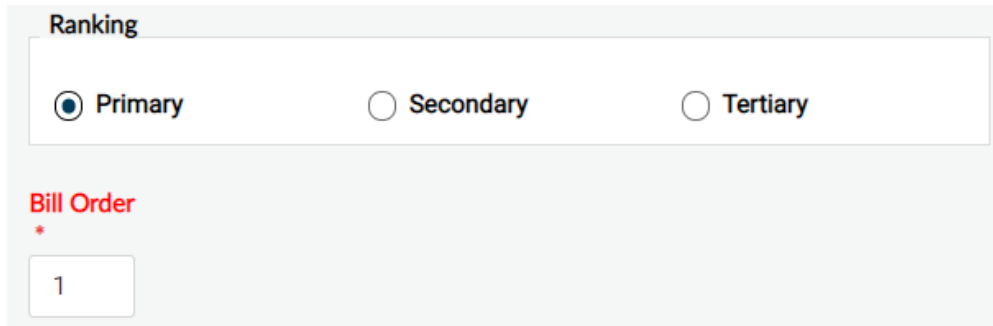
Status *

Active **Working** **Rule-out** **Resolved**

Void

In the **Ranking** field, select whether this is the primary, secondary, or tertiary diagnosis code. There can be only one primary code, but multiple secondary and tertiary codes. Note: The Ranking functionality replaces the principal diagnosis and is used for clinicians to rank diagnoses. It is not used for billing purposes.

In the **Bill Order** field, enter the order in which the diagnoses will appear on a claim. The entry marked as Primary in the Ranking field will default to a billing order of '1.' The system will calculate billing based on the diagnosis billing order. This can be adjusted regardless of the diagnosing practitioner and will be recalculated for the remaining entries.



The screenshot shows a form with two sections. The first section is titled "Ranking" and contains three radio button options: "Primary" (which is selected), "Secondary", and "Tertiary". The second section is titled "Bill Order" in red text, with a red asterisk below it, and contains a text input field with the number "1" entered.

Choose appropriate response from the **Classification** drop-down menu.

Classification


Select x ∨

| Q


- Environmental
- Medical
- Mental Health
- Substance Abuse

Enter the **Diagnosing Practitioner**. Any additional notes should go in the **Remarks** field.

Diagnosing Practitioner *

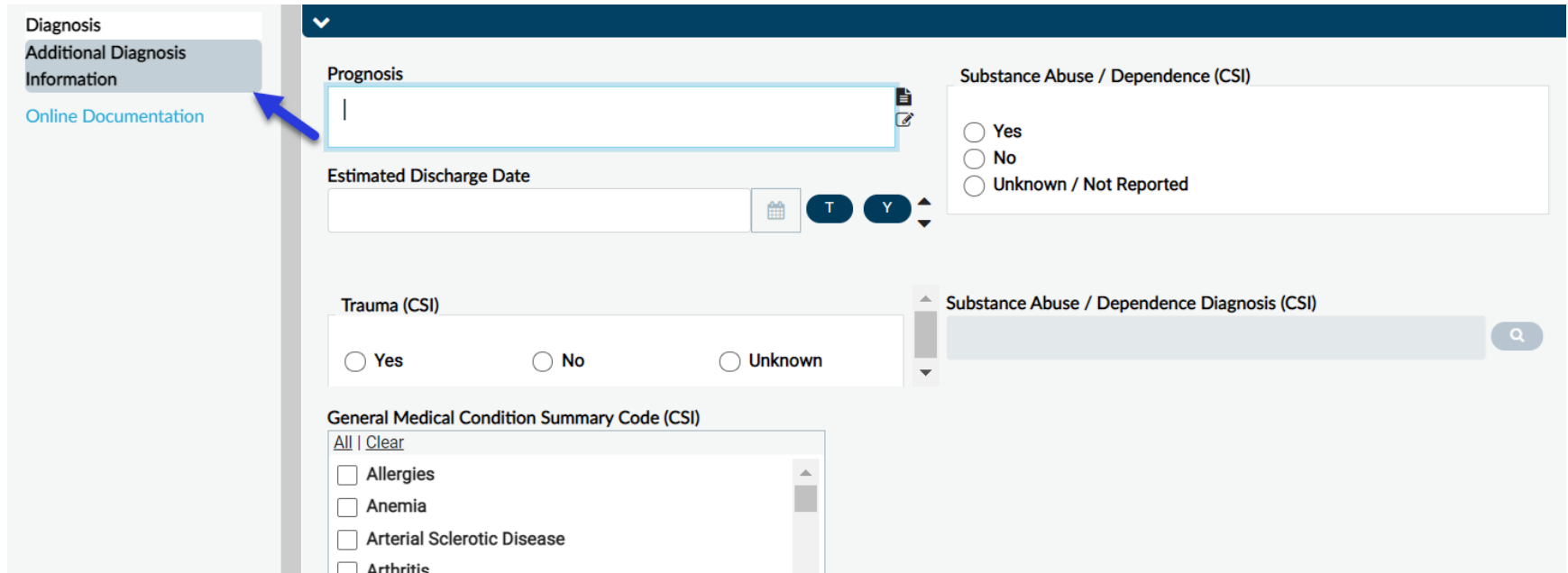
Default,Performing (009999) 

Remarks



ADDITIONAL DIAGNOSIS INFORMATION

Must complete **Trauma (CSI)**, **General Medical Condition Summary Code (CSI)**, and **Substance Abuse/Dependence (CSI)***



The screenshot shows a web-based form for 'Additional Diagnosis Information'. On the left, a sidebar contains a menu with 'Diagnosis', 'Additional Diagnosis Information' (highlighted with a blue arrow), and 'Online Documentation'. The main form area includes several sections:

- Prognosis:** A text input field with a blue border and a document icon.
- Estimated Discharge Date:** A date picker with 'T' and 'Y' buttons.
- Trauma (CSI):** Radio buttons for 'Yes', 'No', and 'Unknown'.
- General Medical Condition Summary Code (CSI):** A list of conditions with checkboxes: Allergies, Anemia, Arterial Sclerotic Disease, and Arthritis.
- Substance Abuse / Dependence (CSI):** Radio buttons for 'Yes', 'No', and 'Unknown / Not Reported'.
- Substance Abuse / Dependence Diagnosis (CSI):** A search bar with a magnifying glass icon.


SUBSTANCE ABUSE/DEPENDENCE

If 'Yes' is selected for **Substance Abuse/Dependence (CSI)**, **Substance Abuse/Dependence Diagnosis (CSI)** would enable. Type in diagnosis and click search for a drop-down menu to appear.

Substance Abuse / Dependence (CSI)

Yes
 No
 Unknown / Not Reported

Substance Abuse / Dependence Diagnosis (CSI)

add 

Diagnosis	ICD-9	ICD-10	DSM-5
Adderall use disorder, mild	305.70	F15.10	Other or unspecified stimulant use disorder, mild
Adderall use disorder, moderate	305.70	F15.20	Amphetamine-type substance use disorder, moderate

ADDITIONAL DIAGNOSIS INFORMATION

***Substance Abuse/Dependence (CSI)** – The diagnosis in this field must match with a diagnosis in the grid in the Diagnosis section.

Substance Abuse / Dependence (CSI)

Yes
 No
 Unknown / Not Reported

Substance Abuse / Dependence Diagnosis (CSI)

Alcohol abuse, in remission

Type Of Diagnosis *

Admission Discharge Onset Update

Date Of Diagnosis

05/01/2022

Time Of Diagnosis *

H AM/PM

Select Episode To Default Diagnosis Information From

Select

Select Diagnosis Entry To Default Information From

Select

Show Active Only Yes No


Diagnoses


Index	Ranking	Description	Status	Estimated Onset Date	Classification	Resolved Date
1	Primary (1)	Schizoaffective disorder, bip...	Active (1)	05/01/2022	Mental Health (4)	
2	Secondary (2)	Alcohol abuse, in remission	Active (1)			

Complete **AXIS** section for Children Aged 0-5 in FIRST 5 programs.

Complete Only for Children Age 0-5

Axis I

Axis II 

Axis III 

Axis IV

Axis V Developmental Competence

Emotional

Exceeds
 Age-Appropriate Level
 Inconsistent/or Emerging
 Not Meeting Developmental Expectations

Social-Relational

Exceeds
 Age-Appropriate Level
 Inconsistent/or Emerging
 Not Meeting Developmental Expectations

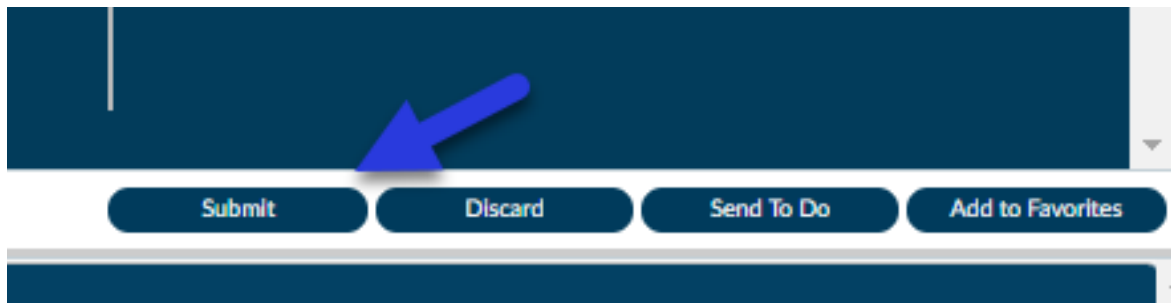
Language/Social Communication

Exceeds
 Age-Appropriate Level
 Inconsistent/or Emerging
 Not Meeting Developmental Expectations

Cognitive

Exceeds
 Age-Appropriate Level
 Inconsistent/or Emerging
 Not Meeting Developmental Expectations

Click Submit when you are done.



VOIDING DIAGNOSIS

A submitted diagnosis cannot be deleted, only voided.

To void a diagnosis: **Edit** an existing diagnosis record, select the appropriate diagnosis and change the **Status** field to “Void”. Submit the Diagnosis form. If a primary diagnosis is voided, and more services need to be billed, another Primary Diagnosis needs to be **Added** with an **Active** status.

To view voided diagnoses, **Edit** an existing diagnosis record and select “No” in the **Show Active Only** field.


The screenshot displays a web interface for managing diagnoses. At the top, there is a 'Time Of Diagnosis' section with a time picker set to 05:44 PM and a 'Show Active Only' dropdown menu with 'No' selected. Below this is a table of diagnoses:

Index	Ranking	Description	Status	Estimated Onset Date	Classification	Resolved Date	Bill Order	ICD-9 Co
1	Primary (1)	Anxiety disorder, unspecified	Active (1)				1	300.0
2		Substance or medication-induced...	Void (5)					292.84

Below the table are 'New Row' and 'Delete Row' buttons. A search section titled 'Diagnosis Search' contains a search box with the text 'Substance or medication-induced bipolar and related disorder'. To the right is a 'Code Crossmapping' table:

ICD-9	ICD-10	DSM-IV	SNOMED
292.84	F19.94		429672007

Below the search box is a 'Status' field with radio buttons for 'Active', 'Working', 'Rule-out', 'Resolved', and 'Void' (which is selected). To the right of the status field is a 'Present On Admission Indicator' section with a 'Yes' radio button selected. At the bottom right, there is a 'Classification' field with a 'Select' button. Blue arrows point to the 'No' option in the 'Show Active Only' dropdown and the 'Void' radio button in the 'Status' field.



Comments & Questions